





1. Standard Sizes and Weights

Structure	Thickness (MM)	Weight (GR)	Standard Length (CM)	Standard Width (CM)	Minimal Cold Bending Radius (MM)		
	4	800	600	580	210	122	700
	6	1250	600	580	210	122	1050
	8	1450	600	580	210	122	1400
	10	1650	600	580	210	122	1750
	8	1500	600	580	210	122	1900
	10	1700	600	580	210	122	2300
	16	2650	600	580	210	122	2800